

**1966 Airstream Tradewind 24'**

**Micro Vintage Campers**

**Loren Schirber**

**612-501-0358**

**PROJECTED COSTS**



**Project Description:**









**Date:**




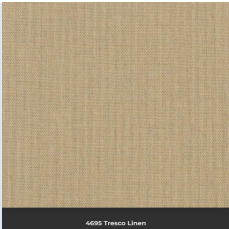




**10/12/2023**

Modification of tank holding systems. Repair sub floor in bath area. Disconnect frame and secure new sub floor and instal new flooring. Repair seals on original windows. Clean stickiness off wallpaper and prime. Re-assembly of airstream using original wall divider panels and cabinetry. Re-install new bath fiberglass sink, toilet, tub and vanity. Install accessories and lights. Install upholstered cushions. Repair dents in shell. Polish shell and roof.

	Qty.	Unit	Total
<b>01. Purchase of Camper and Transport</b>			
Purchase cost and transportation to Minneapolis	1	EA	\$ 10,343.00
<b>Subtotal - Category 01</b>			<b>\$ 10,343.00</b>
<b>02. Site Prep and Demolition</b>			
Testing Completed: Test gas lines. Test furnace. Test Refrigerator. Test lock on door - Is there a key - Yes Test window shades. Will existing aluminum cover work for new HW heater? Test roof vent.	1	EA	\$ -
Existing Details Serial #: J0246713. Dry weight. 4,080# 4) Hitch Ball Height. Approximately __ inches 5) Safety chains. No. 6) Hitch weight. Approx: 418# 7) Hitch ball size 2". 8) Hubcaps. Missing several. No. 9) Spare tire. No. 10) Tire condition. It has four newer tires. Size?	1	EA	\$ 0.00
Demolition. Vendor: Silver Flamingo. Remove AC from roof. Remove temporary bumper and lights. Remove window shade valances?	1	EA	\$ 392.00
<b>Subtotal - Category 02</b>			<b>\$ 392.00</b>
<b>03. Framing</b>			
Treat exposed rust on interior with POR 15. POR 15, or "paint over rust" material Applying this paint is tricky at best. There are several important considerations including a three step process with degreaser, and a reactant agent, and then the actual paint. The temp and humidity are important. Time between steps is important. Paint is thin as water, and very messy to apply with a brush. Use a garden sprayer.	0	EA	\$ -
Welding to re-inforce steel floor framing where rusted. Replace rusted outriggers. Weld new pan under plumbing tanks. Weld supports for new water tanks.	1	EA	\$ 153.20
Furnish and install new 5/8" marine grade plywood floor. Detach frame to allow subfloor to slide into channel and be bolted into frame for stability.	2	EA	\$ 828.00
Cover plastic wheel wells. Plywood? Necessary?	40	SF	\$ 982.80
	0	EA	\$ -
<b>Subtotal - Category 03</b>			<b>\$ 1,964.00</b>
<b>04. Exterior Vents and Doors</b>			
Roof and Vents: Refrigerator vent had a leak or the front door did. Install aluminum cover over refrigerator vent.	1	EA	\$ 0.00
Re-install exterior panels that open.	4	EA	\$ 98.00



Install new roof vent fan. Roof hole is 14" x 14".		2 EA	\$	478.80
<b>Subtotal - Category 04</b>			\$	<b>576.80</b>
<b>05. Exterior Frame and Accessories</b>				
Frame and front flange. Strip and treat rust. Paint with POR 15. I also painted the A frame and rear bumper. But this takes a different type of POR paint, designed for UV exposure.		1 EA	\$	512.00
Install new gas regulator with double tank hose.		1 EA	\$	95.30
Install new jack and sbalizing plate on front hitch jack.		1 EA	\$	67.70
Install stabilizing parking supports. Scissor Stabilizer Jack. Includes Sizzor jack crank handle		2 EA	\$	326.50
Replace two rims with new rims that hold hub caps. Dexstar Conventional Steel Wheel - 15" x 6" Rim - 6 on 5-1/2 - Black Powder Coat		2 EA	\$	375.00
Install 4 hub caps. United Pacific Industries A6028P Hub Cap		2 EA	\$	375.00
Welding, Painting Tank Holder. (Has 2 tanks included)		1 EA	\$	648.00
Step - Paint		1 EA	\$	188.00
Keep original license plate light and bracket.		0 EA	\$	0.00
<b>Subtotal - Category 05</b>			\$	<b>2,587.50</b>
<b>06. Exterior Shell Repairs and Polishing</b>				
Sand protective layer. Polish shell and roof. .		1 EA	\$	3,180.00
<b>Subtotal - Category 06</b>			\$	<b>3,180.00</b>
<b>07. Exterior Doors &amp; Awnings</b>				
Install lock on door and check keys on all side panels.		1 EA	\$	49.00
Front Window Rock Guard - Build frame usig Aluminum U Channel 3/4" with Corner Reinforcement: 1/2 by 3 inch corner brackets.		1 EA	\$	366.50
Front Window Rock Guard - Cut down		1 EA	\$	30.00

Front Window Rock Guard - Install with Marine City Stainless-Steel Heavy-Duty Telescoping Hatch/Window Adjuster and Stay Support - 13 inches to 23.5 inches.		2 EA	\$	156.00
Front Window Rock Guard - Install stainless steel Hold Down Clamps / Latches.		1 EA	\$	39.60
Front Window Rock Guard - Construct and install using Aluminum Hinge 48": 270 ° Continuous Hinge Without Holes, Aluminum, Door Leaf: 48 in x 2 in W-Each .		1 EA	\$	42.00
Option: New ZipDee Awning - Color: 4695 Tresco Linen. Length: 167 1/4" - Add \$2,000.00		0 EA	\$	0.00
<b>Subtotal - Category 07</b>			\$	<b>683.10</b>
<b>08. Windows &amp; Screens</b>				
CAREFULLY Repair original corning curved glass windows. See window next to door for example. Gasket materials included with sale, but 10 years old.		4 EA	\$	342.00
Install screen in frames. Screen color: Silver. Repair two missing screens. Install new window screen clips where broken.		5 EA	\$	85.25
<b>Subtotal - Category 08</b>			\$	<b>427.25</b>
<b>09. Plumbing</b>				
Furnish and install new water inlet.		1 EA	\$	240.00
Install new fresh water holding tank.		1 EA	\$	218.00
Furnish and install new Water Pressure Regulator Valve, Brass Lead-Free Adjustable Water Pressure Reducer with Gauge and Inlet Screen Filter.		1 EA	\$	83.79

Work to be done as follows:

1. Replace grey tank with black and grey water tank. 23 Gallon RV Holding Tank 56" x 16 1/4" x 8 1/2" Elkhart Plastics EPI 3366 Qty. 2.
2. Run all new PEX waters to bathroom, kitchen, and water heater.
3. Install new FRP tub, sink, and toilet surround.
4. Install new chrome drain.
5. Connect gas line to range and water heater. Install new regulator for dual tanks.
6. Set new water heater.
7. Install original toilet with new seat.
8. Install tub & shower trim.
9. Install new lav and faucet. 4" spread Commercial Bar Sink Faucet 4 Inch Center Deck Mount Bar Sink Faucet 2 Hole Brass Constructed & Chrome Polished with 6" Swivel Spout & Dual Lever Handles
10. Install new kitchen faucet. 4" spread. Commercial Bar Sink Faucet 4 Inch Center Deck Mount Bar Sink Faucet 2 Hole Brass Constructed & Chrome Polished with 8" Swivel Spout & Dual Lever Handles
11. Install new toilet seat. Seat Marine or RV - White. <https://thisoldtoilet.com>
12. Repair toilet. Install new silinoid valve and trigger switch. U.S. Solid 1/2" Brass Electric Solenoid Valve 12V DC Normally Closed VITON Air Water Oil Fuel <https://a.co/d/37ivNZY>. APIELE 16MM Momentary Push Button Switch Mushroom Head Push Button IP65 Waterproof 12V 24V 36 DC 110V 250V AC 5A SPST (16mm, Silver) <https://a.co/d/04RMdFn>
13. Replace water filter with Ogden Model A and gasket kit. [info@alpheusfiltration.com](mailto:info@alpheusfiltration.com).



1 EA \$ 4,741.69

Furnish and install gas/electric combo water heater. Water heater. RECPRO® RV Tankless Water Heater 12 V On Demand Hot Water Heater 42,000 BTU Tankless water heater Instant heating abilities Fuel type: LP (Propane) 6 Gallon Door Dimensions: 15"H x 15"W 10 Gallon Door Dimensions: 15"H x 18 3/4"W Temperature range: 95°F - 123°F



1 EA \$ 1,223.94

**Subtotal - Category 09**

\$ 6,507.42

**10. Heating, Ventilation, and AC - David. Date: TBD**

Furnish and install new register cover - • Hvac register cover-



1 EA \$ 48.20

Install new rooftop AC with heater. RV Air Conditioner Low Profile 13.5K Quiet AC Unit with Heat Pump, Remote, Non-Ducted. Installed weight: approx. 99 lbs. Outdoor unit dimensions: 32 1/2"W x 9"H x 44"D Plenum (ceiling assembly) unit dimensions: 21"W x 2"H x 22 1/2"D Direct replacement for 14" x 14" fan Use a minimum of 12 gauge wire for installation Color: white (white interior plenum unit)



1 EA \$ 2,191.94

**Subtotal - Category 10**

\$ 2,240.14

**11. Electrical**

**All wiring is original Test. Specify device color:**

Off White

**Specify switch style**

Pole

What will run off of 12v will be the interior lights, ceiling fans, water heater and water pump.

We can get a small digital gauge installed to know the battery level. When the 12v is dropping or dead, you can plug in the camper and all 12v power would come back on and charge.

Install 12v battery - FVP® VoltEdge® M24-7DC Deep Cycle Marine & RV Battery



1 EA \$ 0.00

1 EA \$ 310.00

Install exterior power receptacle. Stainless steel. Maringo 303SSELBRV 30 Amp Stainless Steel RV Power Inlet



1 EA \$ 384.00

Install Panel and rough wiring.



1 EA \$ 639.99

Install Powermax 110 Volt to 12 Volt DC Power Supply Converter Charger for Rv Pm3-55 (55 Amp)



1 EA \$ 300.80

Furnish and install smoke detector - Kidde® Worry-Free 10-Year Sealed-In Lithium Battery-Powered Ionization Smoke Alarm with Hush™



1 EA \$ 41.10

Furnish and install plug in CO2 detector - Kidde® Tamper-Resistant Plug-in Carbon Monoxide Alarm



1 EA \$ 44.70

Replace gas light on upper cabinet in kitchen dining area with LED fixture.



1 EA \$ 80.20

Change Light bulbs in fixtures to LED.



1 EA \$ 71.80

Furnish and install new light diffuser covers.




5 EA \$ 344.50

Change out outlet boxes to shallow boxes that are flush with fiberglass walls.

1 EA \$ 250.00

Install LED light strips at ceiling above upper cabinets.



1 EA \$ 58.60


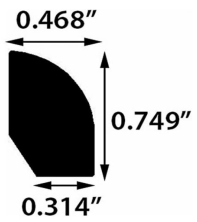




**Subtotal - Category 11**







**\$ 2,525.69**

**12. Insulation**

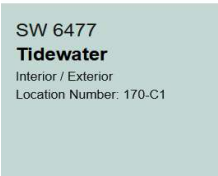

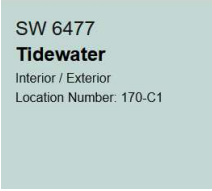




Install fiberglass insulation in the floor and roof. Spray foam insulation around penetrations and mechanicals.

100 SF \$ 316.00

<b>Subtotal - Category 12</b>			\$	<b>316.00</b>
<b>13. Paneling and Walls</b>				
Re-install wall panels and partitions. Use panel with water damage to create new room divider.		1 EA	\$	1,384.00
Re-install beds and other built in furniture.		1 EA	\$	855.00
<b>Subtotal - Category 13</b>			\$	<b>2,239.00</b>
<b>14. Shower Surround</b>				
<b>Subtotal - Category 14</b>			\$	<b>0.00</b>
<b>15. Millwork, Doors, Hardware</b>				
Replace water damaged board under window next to bed. Solid 3/4" 1x4 White Ash.		8 LF	\$	135.60
Base shoe molding - 2000596024 96" x 0.75" x 0.468" Unfinished Base Shoe Species: White Ash Supplier: Moldings Online		48 LF	\$	194.21
<b>Subtotal - Category 15</b>			\$	<b>329.81</b>
<b>16. Cabinetry, Countertops and Appliances</b>				
Mirrors - Bath fold down mirror is missing the bottom trim piece. Size: 10" x 20" smoothed edges. Needs clips? Mirror inside bedroom closet in good shape.		1 EA	\$	85.00
Re-Install Original Cabinetry. Repair doors that have separated. Glue and clamp. Fill 4" holes from speakers in bottom of upper cabinets.		1 EA	\$	588.00
Remove delaminated veneer from cabinet top under window. Cabinet top is 35 3/8" wide x 20 deep. Laminate new Ash veneer to top of cabinet. Rockler - PSA - Pressure Sensitive Veneer - 24 Inch X 96 Inch. Item #73507		1 EA	\$	187.50
Install new self closing cabinet door hardware.		21 EA	\$	304.50
New cabinet door hardware: Mid-Century Peg Cabinet Knob		12 EA	\$	90.35
<b>Counter Tops: Keep existing laminate tops.</b>		1 EA	\$	-
<b>APPLIANCES: Install fridge.</b>		1 EA	\$	98.00
<b>Supplier:</b>				

Range Exhaust Hood - Install new 12v fan motor.		1 EA	\$	267.00
<b>Subtotal - Category 16</b>			<b>\$</b>	<b>1,620.35</b>
<b>17. Specialties -</b>				
Re-install roller shades on windows. Front and back windows.		2 EA	\$	24.50
Re-install vinyl divider sliding partition.		1 EA	\$	98.00
Accessories: Re-install in bath. Bins in kitchen. Install bench cushions.		1 EA	\$	392.00
Accessories: Re-install shower curtain track. Install new shower curtain		1 EA	\$	496.00
<p>Window Coverings – All curtains are lined, pleated and have new curtain carriers.</p> <p>Fabric: Parke Tahoe Fabric - BestFabricStore.com</p> <p>i. Front window by hitch. 24" H x 60" W, no bottom bar. 18 hooks.</p> <p>ii. Street side living. 34" H x 40" W. 18 hooks.</p> <p>iii. Door side living. 34" H x 26 1/2" W. 14 hooks.</p> <p>iv. Kitchen sink. 24" H x 31" W. 14 hooks.</p> <p>v. Street side bedroom. 26" H x 35" W. No bottom bar. 22 hooks.</p> <p>vi. Door side bedroom. 26" H x 41" W. 20 hooks.</p>		1 EA	\$	698.00
<b>Subtotal - Category 17</b>			<b>\$</b>	<b>1,708.50</b>
<b>18. Flooring</b>				
Furnish and install Marmoleum glue down flooring. Forbo Marmoleum Fresco – Sheet 77" wide x 20' length. Color: Aqua 3267. Adhesive: 414 Euroflex Lino Plus. If alternative products are to be used consult with the supplier for more information, guidance and warranty. Trowel - Use a 2mm x 6mm V notched or B1 trowel to apply the adhesive.		1 EA	\$	1,730.00
<b>Subtotal - Category 18</b>			<b>\$</b>	<b>1,730.00</b>
<b>19. Painting and Decorating</b>				
Stain match - Take panel to get matched with new touch up stain.		1 EA	\$	60.00
Stain new panels, shelves, veneers, and quarter round to match existing woodwork.		1 EA	\$	294.00
Paint over wall paper with Eurathane primer.		1 EA	\$	237.00



Paint - Top half of walls. Color: SW 6477 Tidewater (Paint wheel rims same color)		1 EA	\$	580.00
Paint - Bottom half of walls and upper cabinet door interiors and exterior textured panels. Color: SW 8917 Shell White		1 EA	\$	580.00
Spray Paint Rims - Color: SW 6477 Tidewater		4 EA	\$	121.00
Airstream decals		2 EA	\$	388.00
Exterior lights. New tail lights.		2 EA	\$	275.20
Replace all side running lights.		1 EA	\$	185.40
Reflexive markers.		2 EA	\$	108.20
<b>Subtotal - Category 19</b>			\$	<b>2,828.80</b>
<b>20. Testing, Clean Up and Debris Removal</b>				
Final Testing of all systems.		1 EA	\$	392.00
Take photos of all systems, switches, and mechanicals, lights, plugs, hookups, and waste ports for operations manual.		1 EA	\$	294.00
Disposal and clean-up		1 EA	\$	392.00
<b>Subtotal - Category 20</b>			\$	<b>1,078.00</b>
<b>Project Subtotal</b>			\$	<b>43,277.35</b>
<b>21. Unforeseen Labor - 18%</b>			\$	2,641.28
<b>22. Unforeseen Materials - 18%</b>			\$	1,660.17
<b>Grand Total Cost</b>			\$	<b>47,578.80</b>