

1967 Holiday Rambler 22'
 Micro Vintage Campers
 Loren Schirber
 612-501-0358



ESTIMATED COSTS








Project Description:



Date:


4/25/2024




This vintage camper is 22ft from hitch to bumper with 19' of interior space. It features a spacious interior with a dinette table that turns into a bed and a back pull out bed with a bunk over top. A center bathroom has a shower. New Vinyl flooring was installed. The ceiling will be replaced with white beadboard. Other things that will be done are new 12v water heater and an AC unit. The exterior shell is framed with solid aluminum framing and features an aluminum shell with gold accents.

	Qty.	Unit	Low Budget	High Budget
01. Purchase of Camper and Transport				
Deposit to Hold. Design and Planning Process	1	EA	\$ 400.00	\$ 400.00
Purchase cost and transportation to Minneapolis	1	EA	\$ 4,280.00	\$ 4,280.00
Subtotal - Category 01			\$ 4,680.00	\$ 4,680.00
02. Site Prep and Demolition				
Testing Needed: Test gas lines. Test furnace. Test Refrigerator. Test lock on door - Is there a key? Test window operators - All windows work. Screens there for all windows. Will existing aluminum cover work for new HW heater? Test roof vent.	1	EA	\$ 224.00	\$ 246.40
Further LP Gass Appliance Testing: Test gas lines. Lines have a small leak that took about an hour to leak out. Fix at end of project. <i>Test</i> furnace. Not working and not salvageable. Completely rusted out inside. Refrigerator: Not working and not salvageable. Test Range and Oven : Both work.	1	EA	\$ 268.25	\$ 295.08
Measurements Needed:	1	EA	\$ -	\$ -
Existing Details Serial #: Dry weight. #4) Hitch Ball Height. Approximately ___ inches 5) Safety chains. Y/N. 6) Hitch weight. Approx: ___ # 7) Hitch ball size __". 8) Hubcaps. Missing several. No. 9) Spare tire. Yes on back. 10) Tire condition. _____. Size?	1	EA	\$ 0.00	\$ 0.00
Demolition. Remove sub floor where rotten in Hot Water heater access panel on back corner on door side. Remove ceiling paneling and trim strips. Remove gas light from seating area. Cap gas line. Remove four upper cabinet doors, save hardware.	1	EA	\$ 448.00	\$ 492.80
Subtotal - Category 02			\$ 940.25	\$ 1,034.28
03. Framing				
Fix sub floor where hot water heater leaked.	10	SF	\$ 265.00	\$ 291.50
Modify roof to create opening for new Air Conditioning. Reinforce structure.	1	EA	\$ 281.50	\$ 309.65
Subtotal - Category 03			\$ 826.50	\$ 909.15
04. Exterior Vents and Doors				
Re-install exterior panels that open.	1	EA	\$ 112.00	\$ 123.20
Roof vents are newer and don't need to be replaced.	0	EA	\$ 0.00	\$ 0.00
Subtotal - Category 04			\$ 112.00	\$ 123.20
05. Exterior Frame and Accessories				

Frame and front flange. Strip and treat rust. Paint with POR 15. I also painted the A frame and rear bumper.		1 EA	\$	405.00	\$	445.50
Install new gas regulator with double tank hose.		1 EA	\$	101.75	\$	111.93
Install new exterior door stops.		1 EA	\$	46.75	\$	51.43
Replace white exterior vinyl trim around all windows. Comes with wheel covers.		1 EA	\$	190.00	\$	209.00
Welding, Painting Tank Holder. (Has 2 tanks included)		2 EA	\$	100.00	\$	110.00
Step - Fix step or replace. Currently it is weak. Paint - Gold.		1 EA	\$	398.50	\$	438.35
Keep original license plate light and bracket.		1 EA	\$	380.25	\$	418.28
		0 EA	\$	0.00	\$	0.00
Subtotal - Category 05			\$	1,742.50	\$	1,784.48
06. Exterior Shell Repairs and Polishing						
Option: Polish aluminum shell. Gold accent paint to remain. Add \$2,200 - \$2,500.		0 EA	\$	0.00	\$	0.00
Subtotal - Category 06			\$	0.00	\$	0.00
07. Exterior Doors & Awnings						
Fix screen on storm door.		1 EA	\$	143.25	\$	157.58
Subtotal - Category 07			\$	143.25	\$	157.58
08. Windows & Screens						
Repair rock guard arms.		1 EA	\$	96.50	\$	106.15
Subtotal - Category 08			\$	96.50	\$	106.15
09. Plumbing						
Furnish and install new water inlet that can overflow. Non-pressurized system.		1 EA	\$	174.50	\$	191.95
Install new fresh water holding tank.		1 EA	\$	368.00	\$	404.80
Furnish and install new Water Pressure Regulator Valve, Brass Lead-Free Adjustable Water Pressure Reducer with Gauge and Inlet Screen Filter.		1 EA	\$	92.24	\$	101.46
Work to be done as follows: 1. Keep grey and black water tanks. 2. Run all new PEX waters to bathroom, kitchen, and water heater. 3. Install new FRP on walls in bath. 4. Install new chrome drain. 5. Connect gas line to range and water heater. Install new regulator for dual tanks. 6. Set new water heater. 7. Install original toilet with new seat. 8. Install new lav and faucet. 4" spread Commercial Bar Sink Faucet 4 Inch Center Deck Mount Bar Sink Faucet 2 Hole Brass Constructed & Chrome Polished with 6" Swivel Spout & Dual Lever Handles 9. Install new kitchen faucet. 4" spread. Commercial Bar Sink Faucet 4 Inch Center Deck Mount Bar Sink Faucet 2 Hole Brass Constructed & Chrome Polished with 8" Swivel Spout & Dual Lever Handles	 	1 EA	\$	2,184.14	\$	2,402.55

<p>Furnish and install gas/electric combo water heater. Water heater. RECPRO® RV Tankless Water Heater 12 V On Demand Hot Water Heater 42,000 BTU Tankless water heater Instant heating abilities Fuel type: LP (Propane) 6 Gallon Door Dimensions: 15"H x 15"W 10 Gallon Door Dimensions: 15"H x 18 3/4"W Temperature range: 95°F - 123°F</p>		1 EA	\$	998.44	\$	1,098.28
Subtotal - Category 09			\$	3,817.31	\$	4,199.04
10. Heating, Ventilation, and AC - David. Date: TBD						
Furnish and install new register cover - • Hvac register cover-		0 EA	\$	-	\$	-
<p>Install new rooftop AC with heater. ASA Electronics ACM135 Advent Air 13,500 BTU Rce Top AC, White ASA ACDB Non-Ducted Ceiling Assembly, White Paint shroud Gold?</p>		1 EA	\$	1,280.00	\$	1,408.00
Subtotal - Category 10			\$	1,280.00	\$	1,408.00
11. Electrical						
All wiring is original Test. Specify device color:		1 EA	\$	0.00	\$	0.00
Off White						
Specify switch style						
Pole						
<p>What will run off of 12v will be the interior lights, ceiling fans, water heater and water pump. We can get a small digital gauge installed to know the battery level. When the 12v is dropping or dead, you can plug in the camper and all 12v power would come back on and charge.</p>						
<p>Install New Electric Panel - Arterra WF-8930/50NPB Black RV Generator and Compon (Distribution Center 30 Or 50 Amp Ac Service - 15 Dc Circuits -)</p>		1 EA	\$	330.50	\$	363.55
Install 12v battery - FVP® VoltEdge® M24-7DC Deep Cycle Marine & RV Battery		1 EA	\$	230.75	\$	253.83
Exterior power connection. Tested and is OK. 30 AMP.		0 EA	\$	-	\$	-
Add outlet for refrigerator.		1 EA	\$	88.75	\$	97.63
<p>PowerMax PM3-55 RV Power Converter High-Performance 110 Volt to 12 Volt DC Power Supply Charger w/ 55 Amp Capacity</p>		1 EA	\$	267.25	\$	293.98
<p>Furnish and install smoke detector - Kidde® Worry-Free 10-Year Sealed-In Lithium Battery- Powered Ionization Smoke Alarm with Hush™</p>		1 EA	\$	44.30	\$	48.73
<p>Furnish and install plug in CO2 detector - Kidde® Tamper-Resistant Plug-in Carbon Monoxide Alarm</p>		1 EA	\$	48.05	\$	52.86

Replace gas light on upper cabinet in kitchen dining area with LED fixture.		1 EA	\$	88.50	\$	97.35
Replace ceiling lights.		2 EA	\$	159.50	\$	175.45
Replace broken light diffuser.		1 EA	\$	54.65	\$	60.12
Replace switchplate and outlet covers.		8 EA	\$	20.60	\$	22.66
Subtotal - Category 11			\$	1,332.85	\$	1,466.14
12. Insulation						
Insulate ceiling and bath walls when open.		100 SF	\$	349.00	\$	383.90
Subtotal - Category 12			\$	349.00	\$	383.90
13. Paneling, Walls, and Ceiling						
Bathroom Install new FRP on walls of bath. Color: TBD. Pattern: TBD		1 EA	\$	1,047.00	\$	1,151.70
Re-install table and beds.		1 EA	\$	293.00	\$	322.30
Install beadboard panels on ceiling.		3 EA	\$	804.75	\$	885.23
Install paint grade lattice strip at paneling seams the ceiling and cove molding at the perimeter.		80 LF	\$	315.32	\$	346.85
Subtotal - Category 13			\$	2,460.07	\$	2,706.08
14. Shower Surround						
Subtotal - Category 14			\$	-	\$	-
15. Millwork, Doors, Hardware						
Subtotal - Category 15			\$	-	\$	-
16. Cabinetry, Countertops and Appliances						
Replace upper cabinet doors with new paint grade doors.		0 EA	\$	-	\$	-
Repair laminte countertops on corner inside door. Scrape out swelled area. Glue and clamp.		1 EA	\$	90.25	\$	99.28
Repair laminate under refrigerator that has been broken off. Use laminate sample to fill void.		1 EA	\$	96.50	\$	106.15
Re-install cabinet hardware and hinges. Install new upper cabinet doors.		4 EA	\$	62.40	\$	68.64
Counter Tops: Keep existing laminate tops.		1 EA	\$	-	\$	-
APPLIANCES: Install fridge.		1 EA	\$	737.00	\$	810.70
Supplier: SMAD						
Install blue range and hood.		1 EA	\$	418.00	\$	459.80
Subtotal - Category 16			\$	1,404.15	\$	1,544.57
17. Specialties -						
Repair dinette table. Install new metal edge band where laminate has separated.		1 EA	\$	212.00	\$	233.20
Accessories: Install in bath. TP Holder, towel bar, etc.		1 EA	\$	262.00	\$	288.20
Option: Provide new cushions and backs with new upholstery. Add \$2,500 - \$3,500/		0 EA	\$	0.00	\$	0.00
Option: Qty 8 Window Curtains – Fabric: TBD. Add \$715.00. Re-use existing curtain rods.		0 EA	\$	0.00	\$	0.00
Subtotal - Category 17			\$	474.00	\$	521.40
18. Flooring						
Subtotal - Category 18			\$	-	\$	-
19. Painting and Decorating						

Exterior lights. Tail lights are newer		0 EA	\$ -	\$ -
Replace all side running lights.		1 EA	\$ 54.00	\$ 59.40
Reflexive markers.		2 EA	\$ 38.63	\$ 42.49
Subtotal - Category 19			\$ 92.63	\$ 101.89
20. Testing, Clean Up and Debris Removal				
Final Testing of all systems.		1 EA	\$ 336.00	\$ 369.60
Disposal and clean-up		1 EA	\$ 336.00	\$ 369.60
Subtotal - Category 20			\$ 672.00	\$ 739.20
Project Subtotal			\$ 20,302.76	\$ 21,865.03
21. Unforeseen Labor - 18%			\$ 929.06	\$ 1,021.97
22. Unforeseen Materials - 18%			\$ 1,069.66	\$ 1,176.62
Grand Total Cost			\$ 22,301.48	\$ 24,531.63